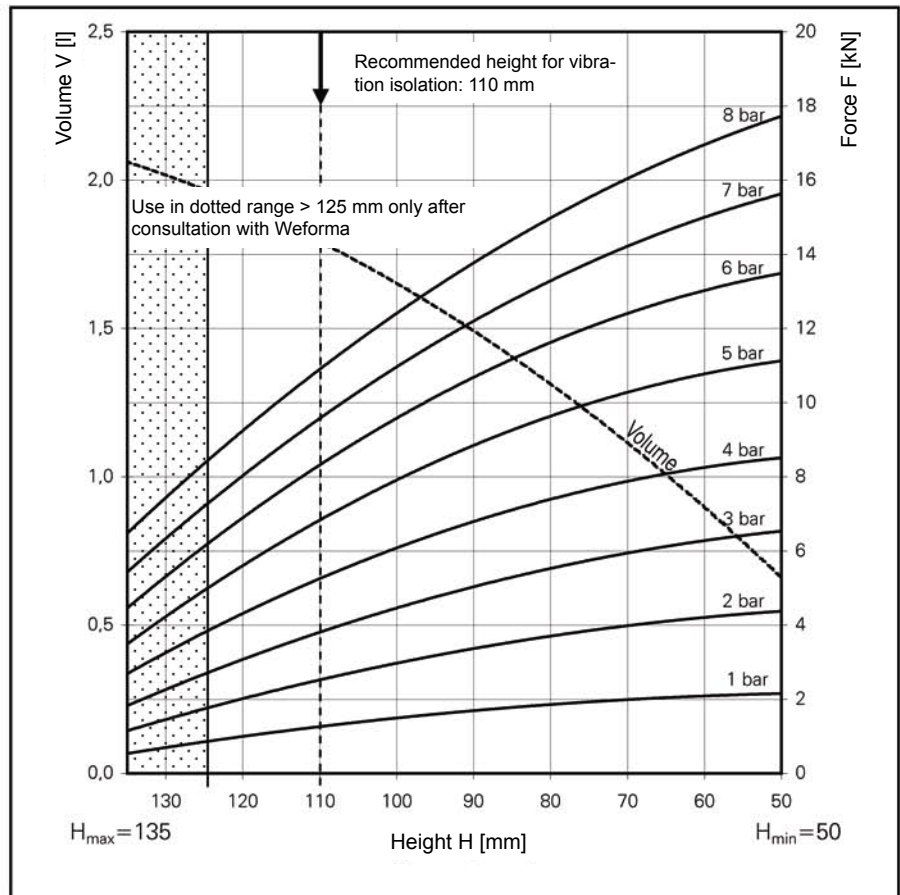
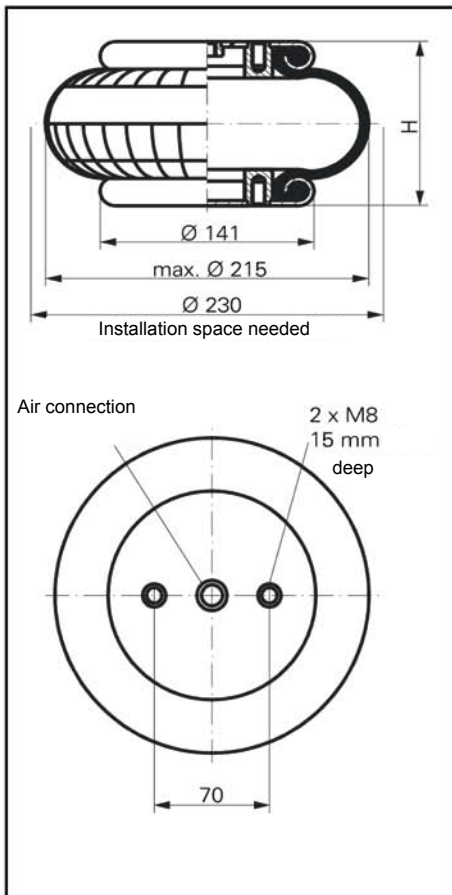


WBE 300



Force-height diagramm

Air connection

WBE 300-E1 G3/4
WBE 300-E2 G1/4

Technical data

Min. pressure	0 bar
Return force to min. height	≤ 200 N
Overall weight with clamped plates	2.0 kg

Vibration isolation - dynamic characteristic values


Design height recommended 110mm, minimum 90mm

Pressure p [bar]	3	4	5	6	7	8	Vol. V [l]
Force (Load) [kN]	3.9	5.3	6.8	8.3	9.6	10.9	1.8
Spring rate c [N/cm]	1315	1620	1925	2230	2535	2840	
Natural frequenz f ₀ [Hz]	2.9	2.8	2.7	2.6	2.6	2.6	

Pneumatic application - static characteristic values

Force F [kN]

Pressure p [bar]	3	4	5	6	7	8	Vol. [l]	
Height H [mm]	120	3.1	4.3	5.6	6.9	8.0	9.2	1.9
	110	3.9	5.3	6.8	8.3	9.6	10.9	1.8
	100	4.5	6.1	7.9	9.7	11.0	12.4	1.7
	90	5.0	6.8	8.9	10.8	12.2	13.8	1.5
	80	5.5	7.4	9.7	11.6	13.3	15.0	1.3
	70	5.9	7.9	10.3	12.3	14.2	16.0	1.1
	60	6.3	8.2	10.7	13.0	15.0	17.0	0.9

 Service instructions
M8 = 25 Nm
G 3/4 = 50 Nm