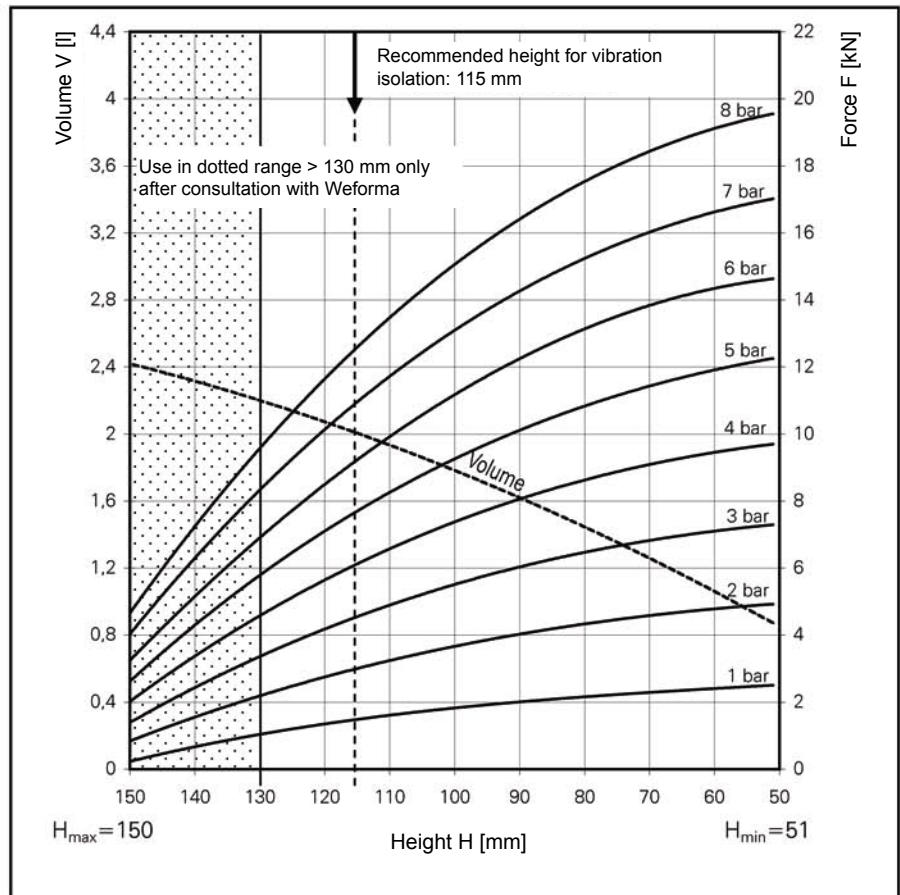
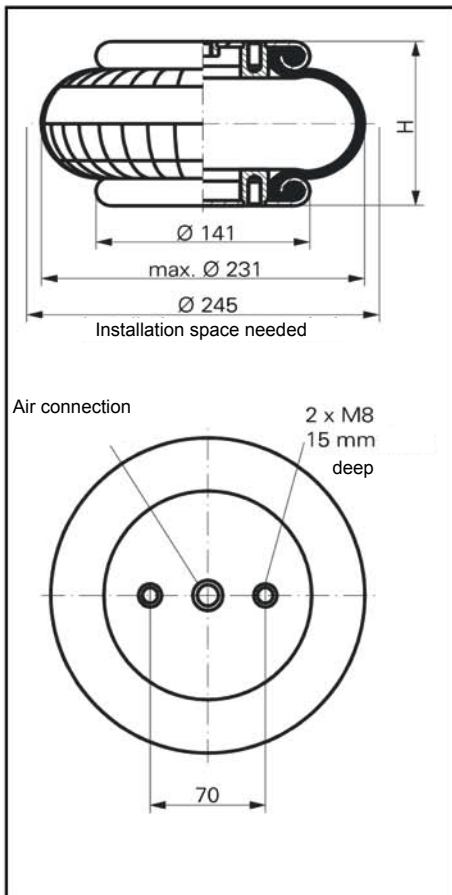


WBE 310



Air connection

WBE 310-E1 G3/4
WBE 310-E2 G1/4

Technical data

Min. pressure	0 bar
Return force to min. height	≤ 200 N
Overall weight with clamped plates	1.9 kg

Vibration isolation - dynamic characteristic values


Design height recommended 115mm, minimum 100mm

Pressure p [bar]	3	4	5	6	7	8	Vol V [l]
Force (Load) [kN]	4.8	6.6	8.2	9.9	11.6	13.3	2.0
Spring rate c [N/cm]	1320	1700	2090	2420	2770	3160	
Natural frequenz f0 [Hz]	2.7	2.7	2.6	2.6	2.5	2.5	

Pneumatic application - static characteristic values

Force F [kN]

Pressure p [bar]	3	4	5	6	7	8	Vol.[l]	
Height H [mm]	120	4.2	5.6	7.2	8.4	10.2	11.7	2.1
	110	4.8	6.6	8.2	9.9	11.6	13.4	2.0
	100	5.6	7.4	9.2	11.2	13.1	15.0	1.8
	90	6.0	8.0	10.1	12.2	14.2	16.4	1.6
	80	6.5	8.6	10.9	13.2	15.3	17.6	1.4
	70	6.8	9.2	11.4	13.8	16.1	18.4	1.3
	60	7.1	9.4	12.0	14.4	16.6	19.2	1.1

 Service instructions
M 8 = 25 Nm
G 1/4 = 25 Nm