
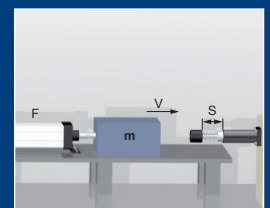


Proximity switch

N15



ONLINE
Calculation and
2D / 3D CAD Download

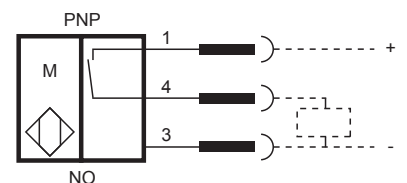


TECHNICAL DATA

Cylinder sensor

Order-No. **N15**

output	PNP-NO
supply voltage U_B	10 - 30V DC
no-load supply current I_0	≤ 10 mA
rated operational current I_e	max. 130 mA
voltage drop U_d	≤ 3 V at $I_e = 130$ mA
switching frequency f	max. 2000Hz
operating temperature range	-25°C - +80°C
short circuit protection/ at current	clocking /min. 150 mA
Locked-rotor torque of the screw	max. 0,35 Nm
reverse polarity protection	<input checked="" type="checkbox"/>
dielectric test voltage ac (rms.) U_i	--- V
degree of protection acc. to DIN 60 529	IP67
on/off indication	LED
connection	300mm PUR-cable plug with thread M8x1
housing material	plastics



DIMENSIONS

