
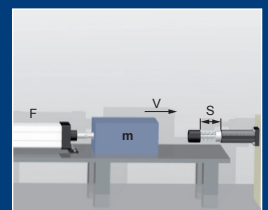


## Proximity switch

N4



**ONLINE**  
Calculation and  
2D / 3D CAD Download

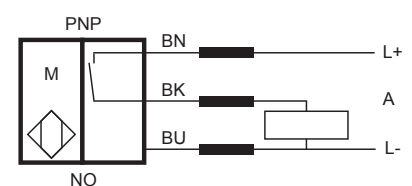


## TECHNICAL DATA

### Magnetic proximity switch

Order-No. **N4**

output	PNP-NO
supply voltage $U_B$	10 - 30V DC
no-load supply current $I_0$	$\leq 10$ mA
rated operational current $I_e$	max. 200 mA
voltage drop $U_d$	$\leq 3$ V at $I_e = 200$ mA
switching frequency $f$	max. 2000Hz
operating temperature range	-40°C - +80°C
short circuit protection/ at current	clocking /min. 250 mA
norm conformity / EMC	EN 60947-5-2
reverse polarity protection	<input checked="" type="checkbox"/>
dielectric test voltage ac (rms.) $U_i$	500 V
degree of protection acc. to DIN 60 529	IP67
on/off indication	LED
connection	2m PUR-cable 3x 0,14mm <sup>2</sup>
housing material	brass, nickel plated



## DIMENSIONS

